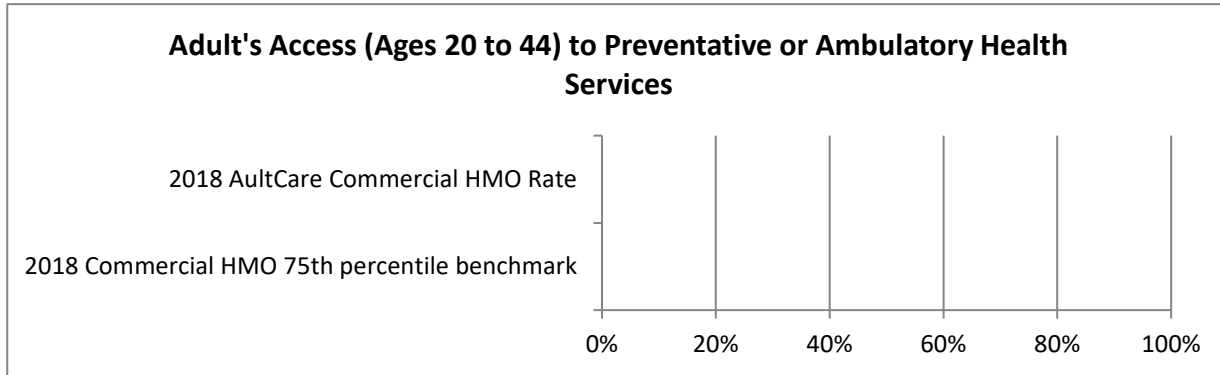


Adult's Access (Ages 20 to 44) to Preventative or Ambulatory Health Services	2018 Commercial HMO 75th percentile benchmark	2018 AultCare Commercial HMO Rate
Adult's Access (Ages 45 to 64) to Preventative or Ambulatory Health Services	2018 Commercial HMO 75th percentile benchmark	2018 AultCare Commercial HMO Rate
Adult's Access (Ages 65+) to Preventative or Ambulatory Health Services	2018 Commercial HMO 75th percentile benchmark	2018 AultCare Commercial HMO Rate
Call Answer Timeliness	2018 Commercial HMO 75th percentile benchmark	2018 AultCare Commercial HMO Rate
Call Abandonment	2018 Commercial HMO 75th percentile benchmark	2018 AultCare Commercial HMO Rate
Breast Cancer Screening	2018 Commercial HMO 75th percentile benchmark 77.67%	2018 AultCare Commercial HMO Rate 73.83%
Colorectal Cancer Screening	2018 Commercial HMO 75th percentile benchmark 72.51%	2018 AultCare Commercial HMO Rate 77.13%
Controlling High Blood Pressure	2018 Commercial HMO 75th percentile benchmark 75.43%	2018 AultCare Commercial HMO Rate 80.19%
Persistence of Beta-Blocker Treatment after a Heart Attack	2018 Commercial HMO 75th percentile benchmark	2018 AultCare Commercial HMO Rate
Hemoglobin A1c (HbA1c) testing	2018 Commercial HMO 75th percentile benchmark 93.68%	2018 AultCare Commercial HMO Rate 93.58%
Poor HbA1c Control: >9%	2018 Commercial HMO 75th percentile benchmark 22.38%	2018 AultCare Commercial HMO Rate 15.60%
Eye Exams	2018 Commercial HMO 75th percentile benchmark 69.60%	2018 AultCare Commercial HMO Rate 80.73%
Medical Attention for Nephropathy	2018 Commercial HMO 75th percentile benchmark 92.46%	2018 AultCare Commercial HMO Rate 91.74%
Blood Pressure Control <140/90	2018 Commercial HMO 75th percentile benchmark 79.60%	2018 AultCare Commercial HMO Rate 85.32%
Disease Modifying Anti-Rheumatic Drug Therapy for Rheumatoid Arth	2018 Commercial HMO 75th percentile benchmark	2018 AultCare Commercial HMO Rate
Plan All-Cause Readmissions (Observed-to-Expected Ratio) 18-64	2018 Commercial HMO 75th percentile benchmark 0.6548	2018 AultCare Commercial HMO Rate 0.4983

## Access to Care - Commercial HMO Results

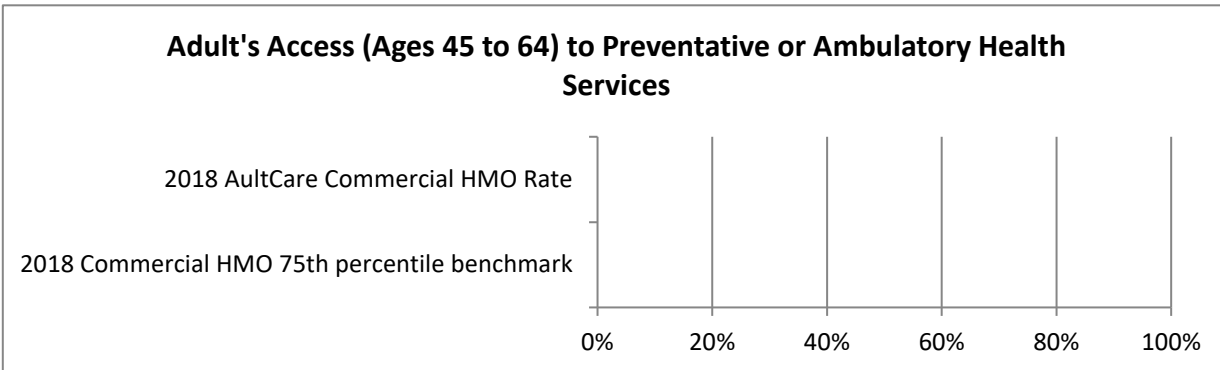
### Adult's Access (ages 20 to 44) to Preventative or Ambulatory Health Services

The percentage of members ages 20 to 44 who received a preventative health or ambulatory visit within the past three years.



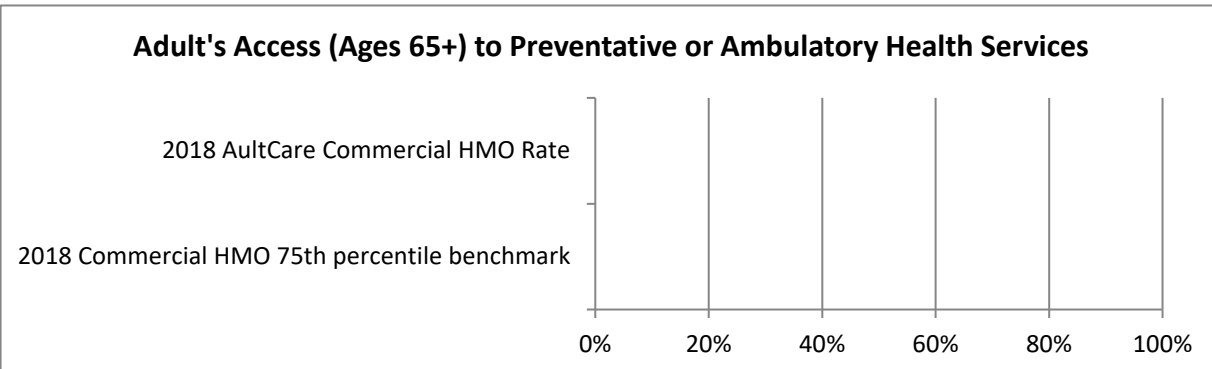
### Adult's Access (ages 45 to 64) to Preventative or Ambulatory Health Services

The percentage of members ages 45 to 64 who received a preventative health or ambulatory visit within the past three years.



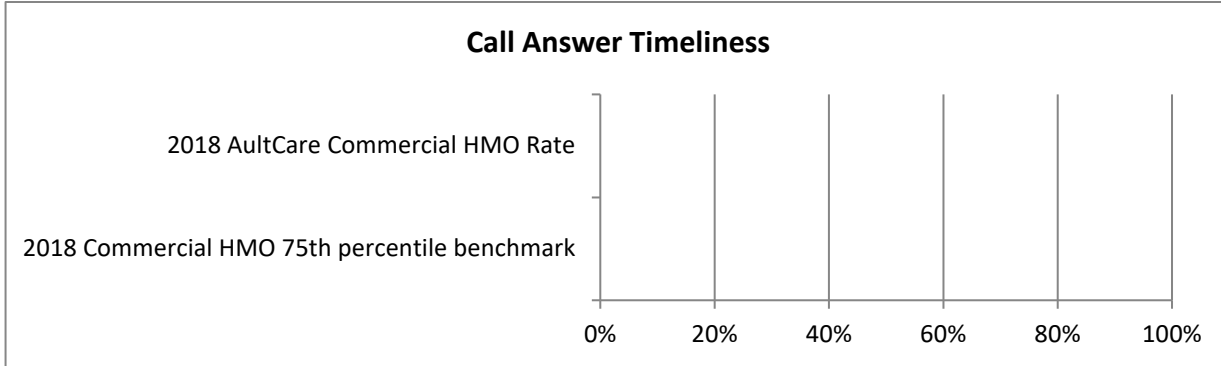
### Adult's Access (ages 65+) to Preventative or Ambulatory Health Services

The percentage of members ages 65+ who received a preventative health or ambulatory visit within the past three years.



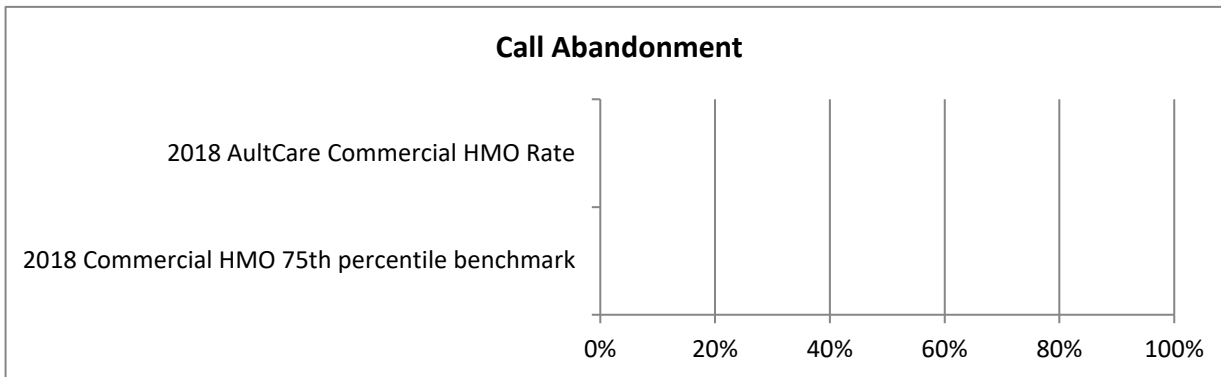
### Call Answer Timeliness

The percentage of calls received by the service center (during operating hours) that were answered by a live voice within 30 seconds.



### Call Abandonment

The percentage of calls received by the service center (during operating hours) that were abandoned by the caller before being answered by a live voice. (Note: a lower percentage indicates better service)



The source for certain health plan measure rates and benchmark (averages and percentiles) data ("the Data") is Quality Compass 2018 and is used with the permission of the National Committee for Quality Assurance ("NCQA"). Any analysis, interpretation or conclusion based on the Data is solely that of the authors, and NCQA specifically disclaims responsibility for any such analysis, interpretation or conclusion. Quality Compass is a registered trademark of NCQA.

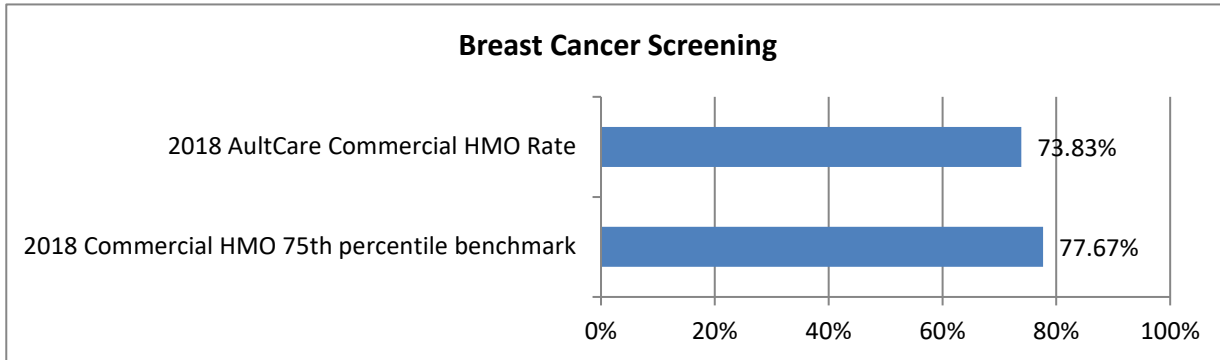
The Data comprises audited performance rates and associated benchmarks for Healthcare Effectiveness Data Information Set measures ("HEDIS") and HEDIS CAHPS survey measure results. HEDIS measures and specifications were developed by and are owned by NCQA. HEDIS measures and specifications are not clinical guidelines and do not establish standards of medical care. NCQA makes no representation, warranties or endorsement about the quality of any organization or clinician who uses or reports performance measures, or any data or rates calculated using HEDIS measures and specifications, and NCQA has no liability to anyone who relies on such measures or specifications.

NCQA holds a copyright in Quality Compass and the Data and may rescind or alter the Data at any time. The Data may not be modified by anyone other than NCQA. Anyone desiring to use or reproduce the Data without modification for an internal, noncommercial purpose may do so without obtaining approval from NCQA. All other uses, including a commercial use and/or external reproduction, distribution or publication, must be approved by NCQA and are subject to a license at the discretion of NCQA 2018 National Committee for Quality Assurance, all rights reserved.

# Cancer Screenings - Commercial HMO Results

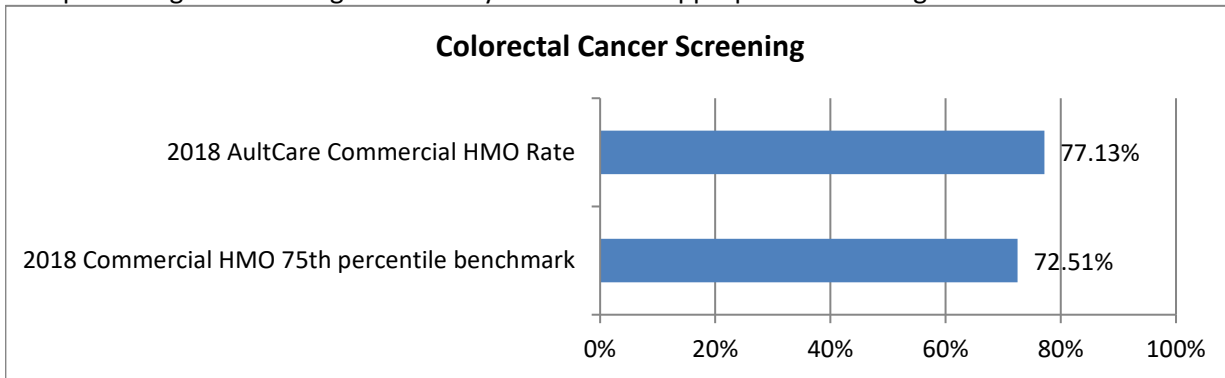
## Breast Cancer Screening

The percentage of women ages 40 to 69 who had a mammogram.



## Colorectal Cancer Screening

The percentage of adults ages 50 to 80 years who had appropriate screening for colorectal cancer.

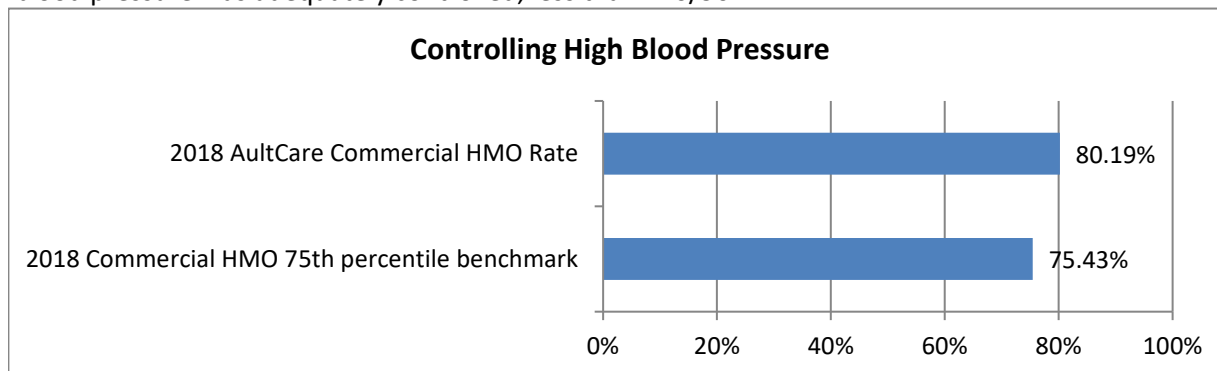


The source for certain health plan measure rates and benchmark (averages and percentiles) data ("the Data") is Quality Compass 2018 and is used with the permission of the National Committee for Quality Assurance ("NCOA"). Any analysis, interpretation or conclusion based on the

## Cardiac Care - Commercial HMO Results

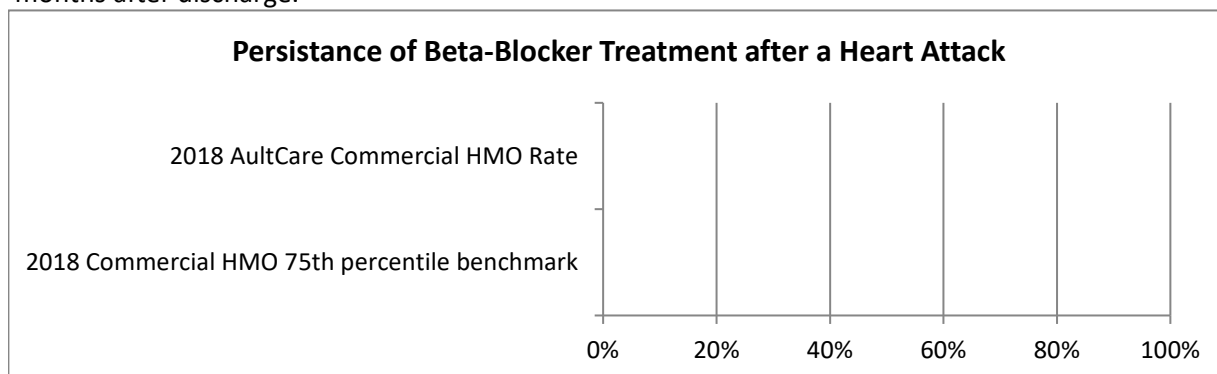
### Controlling High Blood Pressure

The percentage of members ages 18 to 85 years who had a diagnosis of hypertension and whose blood pressure was adequately controlled, less than 140/90.



### Persistence of Beta-Blocker Treatment after a Heart Attack

The percentage of members ages 18 and older who were hospitalized and discharged with a diagnosis of acute myocardial infarction (AMI) and who received persistent beta-blocker treatment for six months after discharge.



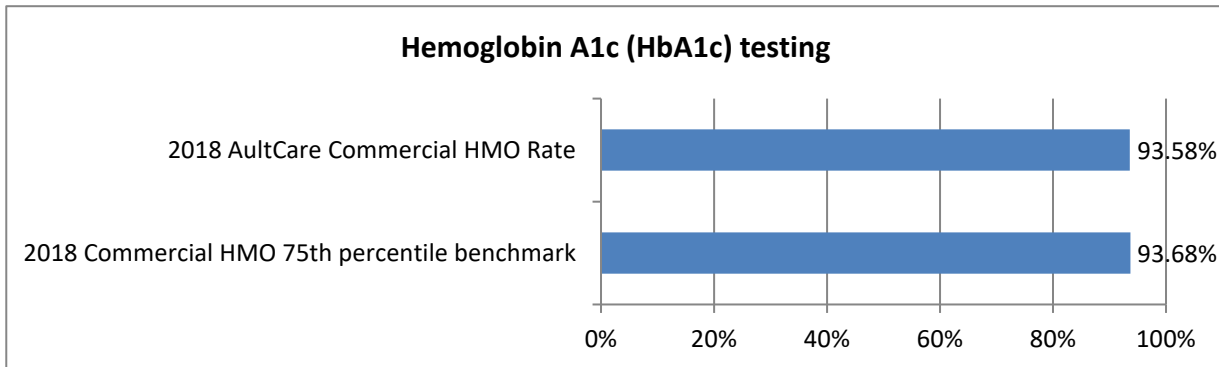
The source for certain health plan measure rates and benchmark (averages and percentiles) data ("the Data") is Quality Compass 2018 and is used with the permission of the National Committee for Quality Assurance ("NCQA"). Any analysis, interpretation or conclusion based on the Data is solely that of the authors, and NCQA specifically disclaims responsibility for any such analysis, interpretation or conclusion. Quality Compass is a registered trademark of NCQA.

The Data comprises audited performance rates and associated benchmarks for Healthcare Effectiveness Data Information Set measures ("HEDIS") and HEDIS CAHPS survey measure results. HEDIS measures and specifications were developed by and are owned by NCQA. HEDIS measures and specifications are not clinical guidelines and do not establish standards of medical care. NCQA makes no representation, warranties or endorsement about the quality of any organization or clinician who uses or reports performance measures, or any data or rates calculated using HEDIS measures and specifications, and NCQA has no liability to anyone who relies on such measures or specifications. NCQA holds a copyright in Quality Compass and the Data and may rescind or alter the Data at any time. The Data may not be modified by anyone other than NCQA. Anyone desiring to use or reproduce the Data without modification for an internal, noncommercial purpose may do so without obtaining approval from NCQA. All other uses, including a commercial use and/or external reproduction, distribution or publication, must be approved by NCQA and are subject to a license at the discretion of NCQA 2018 National Committee for Quality Assurance, all rights reserved.

# Diabetes Care - Commercial HMO Results

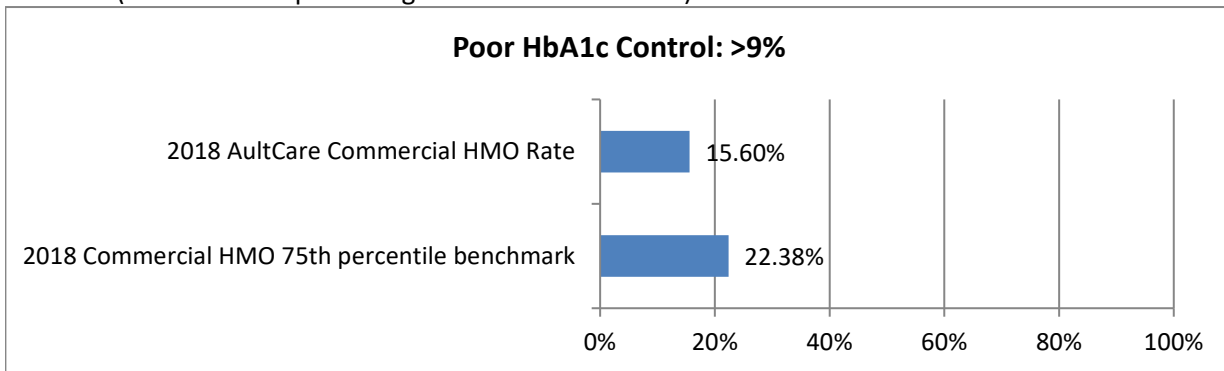
## Hemoglobin A1c (HbA1c) testing

The percentage of members ages 18 to 75 years with diabetes who had HbA1c testing.



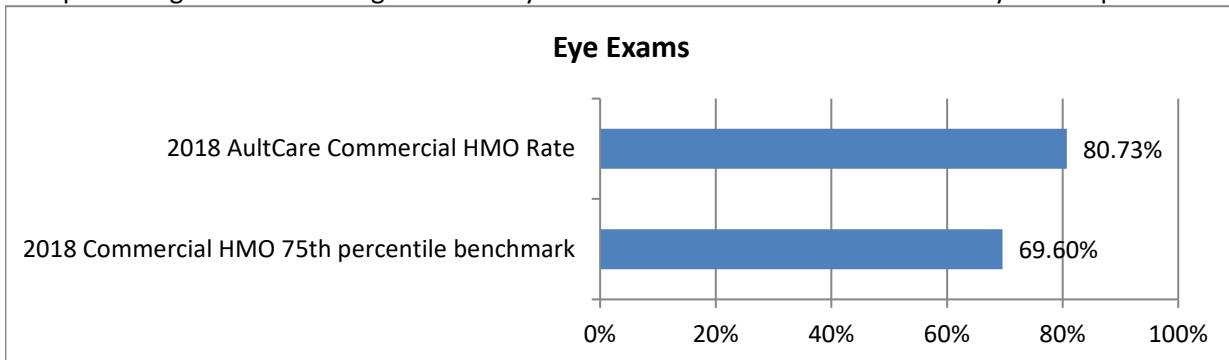
## Poor HbA1c Control: Greater than 9%

The percentage of members ages 18 to 75 years with diabetes whose HbA1c screening was greater than 9% (Note: a lower percentage indicates better care)



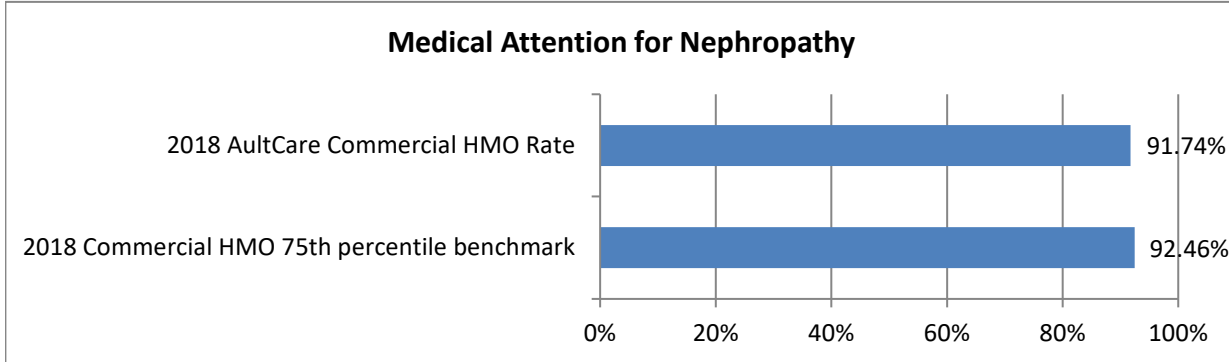
## Eye Exams

The percentage of members ages 18 to 75 years with diabetes who had a retinal eye exam performed.



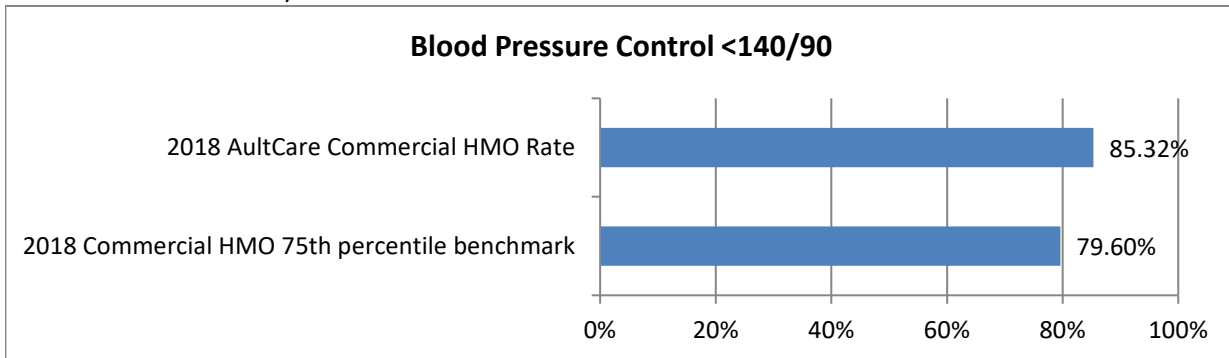
### Medical Attention for Nephropathy

The percentage of members ages 18 to 75 years with diabetes who had a nephropathy screening test or evidence of nephropathy.



### Blood Pressure Control, Less than 140/90

The percentage of members ages 18 to 75 years with diabetes whose most recent blood pressure level was less than 140/90.

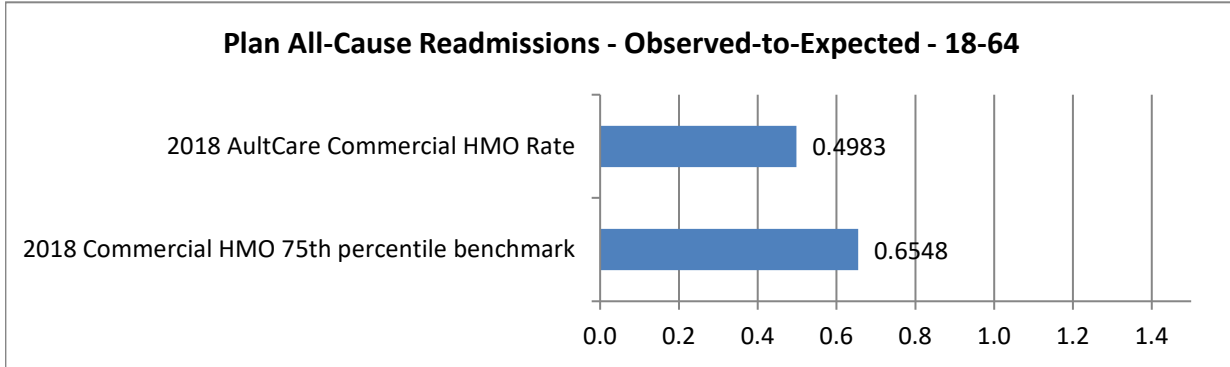


The source for certain health plan measure rates and benchmark (averages and percentiles) data ("the Data") is Quality Compass 2018 and is used with the permission of the National Committee for Quality Assurance ("NCQA"). Any analysis, interpretation or conclusion based on the Data is solely that of the authors, and NCQA specifically disclaims responsibility for any such analysis, interpretation or conclusion. Quality

# Other Types of Care - Commercial HMO Results

## Plan All-Cause Readmissions - Observed-to-Expected Ratio

For members 18-64 years of age, the number of acute inpatient stays during the measurement year that were followed by an unplanned acute readmission for any diagnosis within 30 days compared to the predicted risk of an acute readmission. (Note: a lower percentage indicates better care)



The source for certain health plan measure rates and benchmark (averages and percentiles) data ("the Data") is Quality Compass 2018 and is used with the permission of the National Committee for Quality Assurance ("NCQA"). Any analysis, interpretation or conclusion based on the Data is solely that of the authors, and NCQA specifically disclaims responsibility for any such analysis, interpretation or conclusion. Quality